

Marine Corps Air Station Iwakuni

Garbage Separation Guidance for Atago Hills



- 1** Combustibles
- 2** Glass Bottles
- 3** Ceramics & Glass
- 4** Plastics
- 5** Metal / Fragments
- 6** Recyclables
- 7** Hard-to-Dispose
- 8** Bulky Waste

Separation Rules

- ▶ All trash must be separated by category and placed in clear trash bags, colored bags are not authorized.
- ▶ Bulky items collection shall be disposed at locations designated by Family Housing.
- ▶ Trash will not be collected if it is not separated per this guidance.
- ▶ All bags must be placed within designated trash containers.
- ▶ No auto parts will be accepted in any trash enclosure.
- ▶ (MCCS Typhoon motors or the Auto Hobby Shop are the only places to conduct auto repair where auto parts and auto waste can be accepted)
- ▶ Hard-to-Dispose items must be separated, each within its own bag and placed next to trash container; refer to Category 7.

Trash Container

Each housing unit will be provided two outside trash containers (combustibles and non-combustibles).

- ▶ **Combustibles Container:**

- ▶ Category 1, should be bagged and placed in container labeled “Combustibles”.

- ▶ **Non-Combustibles Container:**

- ▶ Categories 2 - 6, must be separated by category each within its own bag and placed in container labeled “Non-Combustibles”.

- ▶ **Hard-to-Dispose:**

- ▶ Category 7, must be separated by category each within its own bag and placed next to trash container.

- ▶ **Bulky Waste:**

- ▶ Must be placed at locations designated by the Housing Manager.

***Report broken trash containers to Family Housing**

Combustibles

▶ Kitchen Garbage:

- ▶ Vegetables, fruits scraps, egg shells, bones, clams, etc.
- ▶ (★Soak liquids in newspaper.)



▶ Paper containers:

- ▶ Paper cartons with aluminum lining, soiled boxes, paper scraps, paper noodle cups, ice cream containers, etc.



▶ Garden waste:

- ▶ Leaves and plant trimmings, etc.



▶ Textiles:

- ▶ Soiled; underwear, bedclothes, cushions, curtains, textiles etc.



▶ Sanitary items:

- ▶ Sanitary napkins, disposable diapers, paper towels for pets, etc.



Combustibles

► Others:

- Cigarette butts
- Ash
- Photos
- Ice packs
- Mats
- Disposal heat pads, etc.



Note:

- Rinse off residual food and other liquids.
- Desiccants containing lime must be placed with Hard-to-Dispose items.

Plastics with hard-to-remove residue shall be placed with combustibles



Tubes of ketchup, mustard, toothpaste, etc.



Retort Pouch



Small bags of seasoning



Plastic wrap for food/deli (Not easily cleaned)

Home medical waste shall be included in combustibles.



CAPD bags / Stoma bags, Tubes, catheter without needle, Syringe barrel without needle

Glass Bottles

▶ Drink bottles

- ▶ Juice, vitamin drinks, medicine, bottles, beer, wine, etc.

▶ Food jars

- ▶ Jam, dressing, pepper, instant coffee, etc.

▶ Cosmetic bottles

- ▶ Lotion, cream, etc.





Note:

- Remove caps, empty fluids and rinse the containers thoroughly
- Caps shall be disposed in the proper category.

Ceramics & Glass


- ▶ **Potteries**
 - ▶ Clay pots
- ▶ **Glass and Mirrors**
 - ▶ ★ Wrap dangerous or broken glass in newspaper
- ▶ **Agrochemical bottles**
 - ▶ Dispose caps according to the material)
- ▶ **Dishes**
 - ▶ Plates and drinking glasses
- ▶ **Other**
 - ▶ Pieces of blocks and concrete (limited to one bag)



Note:

- No Food or Vegetation is allowed to be disposed of in this Category, refer to Category 1
- Glass bottles shall be placed with Category 2

Plastics

All goods with the symbol  such as;

- ▶ Plastic or Nylon bags
- ▶ Food wrappers
- ▶ Candy wrappers such as cellophane

Styrofoam

- ▶ Needs to be cleaned

Plastic containers (NON-PET containers)

- ▶ Containers for seasoning
- ▶ Cooking oil
- ▶ Shampoo
- ▶ Cosmetic
- ▶ Mayonnaise
- ▶ Mustard
- ▶ Toothpaste
- ▶ Pudding, butter
- ▶ Bean-curd
- ▶ Eye droppers
- ▶ etc.



Note:

- Remove caps, empty fluids and rinse the containers thoroughly
- Plastics with hard-to-remove residue shall be placed with combustibles; refer to Category 1

Metals/Fragments

- ▶ Aluminum foil and aluminum containers (Rinse out thoroughly)
- ▶ Metal cooking ware
 - ▶ Pots
 - ▶ Kettles
 - ▶ Knives
 - ▶ Can and Bottle openers
- ▶ Metal Items (items that fit into plastic bags)
 - ▶ Scales
 - ▶ Scissors
 - ▶ Knives
 - ▶ Razors
 - ▶ Cameras
 - ▶ Tools
 - ▶ Metal wires
 - ▶ Screws and Nails
 - ▶ Umbrellas
 - ▶ Hangers
 - ▶ etc.



Wrap any sharp objects in paper



Metals/Fragments

► Other items

- Clocks
- Calculators
- AC adapters
- CDs
- Floppy discs
- Records
- Ball point pens
- etc.

► Fragmental items (Plastic products without ♻️ mark)

- | | |
|---------------|-------------------|
| ► Flower pots | ► Tooth brush |
| ► Helmets | ► Plastic hangers |
| ► Balls | ► Bath covers |
| ► Toys | ► etc. |

► Chopping boards

► Shoes

► Handbags

► Rain coats

► Small electrical appliances (take out electrical cords with [Recyclable items])

- Lamps
- Electric Pencil Sharpeners
- Alarm Clocks
- Etc.

Note

- Batteries must be removed, terminals taped and bagged separately; refer to Category 7
- Gas cartridges must be removed and placed separately; refer to Category 7
- Electrical cords may be disposed with recyclables

Recyclables

Each category item needs to be in their own separate bag.

► Newspaper*

- Must not be contaminated with staples, paper clips, grease, carbon paper, plastic, tape, etc.

► Magazines/Colored Paper*

- Must not be contaminated with staples, paper clips, grease, carbon paper, plastic, tape, etc.

► Cardboard (corrugated)*

- Flatten, must not be contaminated with grease (stained), tape, etc. (remove foreign materials)

► Cans (aluminum and steel)*

- Aluminum and steel cans, rinse well.

► PET Bottles*

- All plastic bottles with the symbol  . Remove cap and label and rinse well; **dispose of plastic caps and labels with Category 4.**



Recyclables

► Clothing/Textiles

- **Clean** reusable clothing/textiles e.g. sheets, blankets, towels, clothing, backpacks, coats, leatherwear, shoes (tied together) and stuffed toys.



► Electrical Cords

- All electrical cords, must cut ends and wrap in bundles



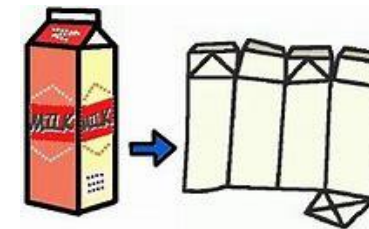
► Used Cooking Oil

- Put in sealed plastic bottle to prevent leaks or spills



► Milk Cartons

- Rinse well, cut open and flatten



* Recyclable materials marked with asterisk can be dropped off at the 24 hour drop site located at the Recycle Center Bldg.#7725, **source separated**.

All other recyclable materials will be accepted by the Recycle Center during normal working hours Mon-Fri 0715-1530.

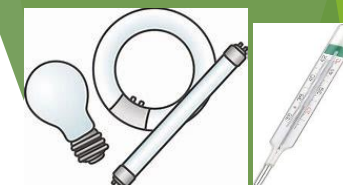
Revenues generated from recyclable material help fund MCCS outdoor recreation and Pollution Prevention projects.

Hard-to-Dispose

- ▶ **Dry Cell Batteries, Lithium and Alkaline:**
 - ▶ Terminals must be taped and collected in separate bag
- ▶ **Mercury Containing Devices:**
 - ▶ Fluorescent Lamps should be protected and collected in a way to prevent accidental breakage; place in original box or sleeve. Wrap broken light bulbs, rings, and tubes.
 - ▶ Thermometers should be protected and collected in a way to prevent accidental breakage; place in original packaging if possible.
- ▶ **Gas Cartridges and Lighters:**
 - ▶ Emptied to the maximum extent possible and collected in separate bag; do not mix with other waste.
- ▶ **Empty Aerosol Cans:**
 - ▶ Collected in separate bag. Do not mix with other waste
- ▶ **House-Hold Hazardous Materials:**
 - ▶ Properly contained in leak-proof container or zip lock bag to prevent spill and collected in separate bag. Do not mix with other waste.
- ▶ **Video and Cassette:**
 - ▶ Collected in separate bag. Do not mix with other waste

Note:

- Must be separated by category, each within its own bag.



Mercury Containing Devices



House-hold Hazardous Materials



Gas Cartridges / Lighters



Lime Desiccants



Empty Aerosol Cans



13 Video and Cassette



Lithium and Alkaline Batteries Only

Bulky Waste

(Items that cannot fit in provided trash containers)

- ▶ Before taking out large sized items, ask yourself the following:
 - ▶ Can it be repaired?
 - ▶ Can anyone else use it?
 - ▶ Can it be taken to the Thrift Store on base or Iwakuni City Recycling Plaza?



Note:

- Government property is not authorized
- Place items at location designated by Housing
- **DO NOT PLACE BULKY ITEMS OUT ON INCLEMENT WEATHER DAYS**

General Information

Iwakuni City Recycling Plaza

Recycles used furniture in good condition at no cost. Consider this option before disposing of unwanted furniture.

Address: 2 Chome-12 Hirata, Iwakuni

Open: Mon-Sat, 8:30 ~ 16:45

Closed: Sunday

TEL: 0827-32-5371

► Donation: Mon-Fri, 8:45 ~ 16:00



MCASI Recycle Center 24hr drop off building 7725

Currently accepts the following materials:

- Corrugated Cardboard
- White Paper
- Colored Paper
- Newspaper
- Aluminum and Steel Cans
- Glass Bottles
- PET Bottles



*Refer to guidance in Category 6; must be properly separated prior to disposal

***Trash is not authorized**

General Information

- ▶ Trash Collection Schedule (all categories):
 - ▶ Residential units: **Tuesday & Friday**
- ▶ Important numbers:
 - ▶ Family Housing: 253-5541
 - ▶ Solid Waste Manager: 253-3039
 - ▶ Recycle Center: 253-3241